

COMPACTION RISK MANAGEMENT


A Contractors Perspective

Tyrone Belgarde
Knife River Corporation

**THIS IS NOT
AN EXHAUSTIVE
LIST**




Know The Density Requirements

- ▶ 91% or 92% – Maybe 94%
 - ▶ Single lift, first lift of multiple lifts
 - ▶ FAA – Joint Compaction
- 


Proper Paving Techniques

- ▶ Paving Speed
- ▶ Auger Height
- ▶ Flow of Material
- ▶ Head of Material
- ▶ Electronics Calibrated and Functioning Properly

Site Conditions

- ▶ Dry Grade
 - ▶ Ambient temperature meets specs
 - ▶ % Grade
 - ▶ Cross wind that could cool material prematurely
- 

Mix Temperature Behind Paver

- ▶ Is mix at or above laydown temperature specifications?
 - ▶ Does temperature differ from pervious shifts of paving?
- 

Visually Inspect Mix

- ▶ Oily
- ▶ Course
- ▶ Fine

Rollers

- ▶ Number of Rollers
- ▶ Proper type and size for paving speed
- ▶ Properly set up for paving application high vibe amplitude

Rollers

- ▶ Are rollers in the same temperature range as previous shifts of paving?

Rollers

- ▶ If you performed a control strip, are they continuing with the pattern established or have they deviated for some reason ?

Paving Speed

- ▶ Are you paving faster than your roller train can accommodate?

Use Density Tech

- ▶ Bring Density Tech forward to confirm results and check roller patterns

Use Density Tech

- ▶ Make sure Gauge Operator is performing their duties correctly
 - *Backscatter current standard count*
 - *Correct RICE value*

Communicate

- ▶ Ask very specific questions
- ▶ Talk to plant operator
 - *Anything Changed ?*
 - *New load operator ?*
 - *Stockpile management ?*

Communicate

▶ Talk to QC

- *When was the last sample*
- *Has there been changes*
- *Is there a trend in a certain direction?*